



ASANSOL ENGINEERING COLLEGE

Vivekananda Sarani, Kanyapur, Asansol – 5

Student Facilities Feedback Analysis

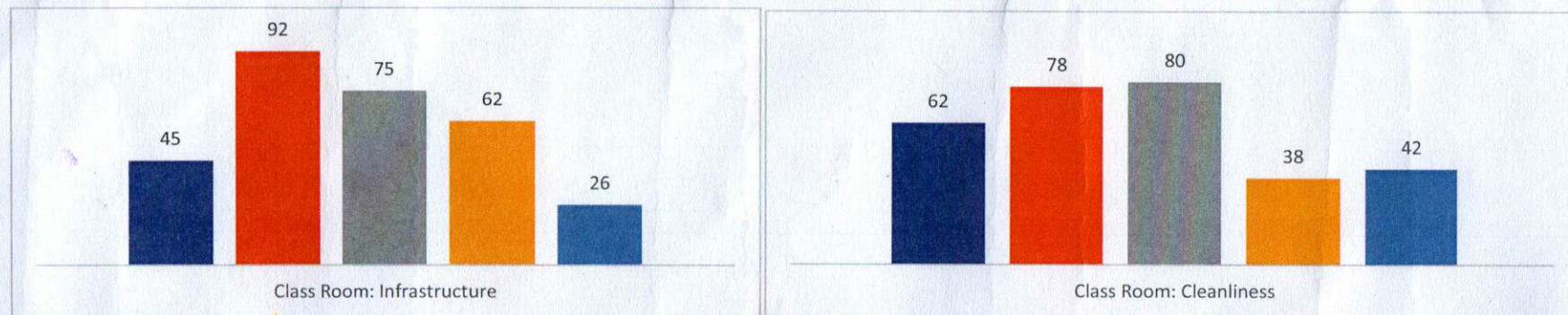
Academic Year 2018-19

Total Number of Respondents = 290

Legend	Scale
Dark Blue	5 = Excellent
Red	4 = V. Good
Grey	3 = Good
Orange	2 = Average
Light Blue	1 = Poor

Inferences

Class Room:

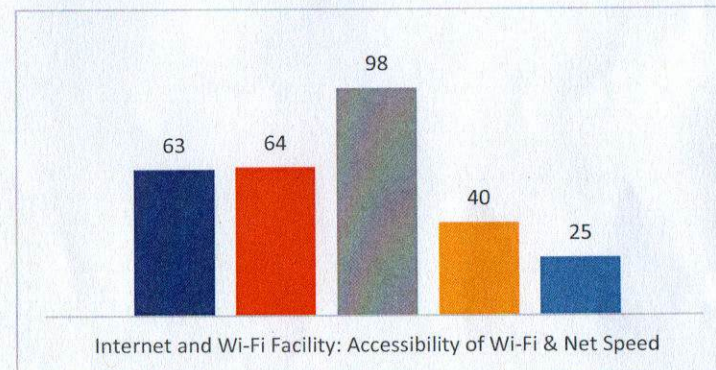


More than 70% of the students are satisfied with cleanliness of the room while 20.6% students commented it is average while 8.66% of the students remarks the cleanliness of the classroom is poorly done.

For Infrastructure, around 62.6% of the students said it is Good and Very Good while 19% students said it is on an average. 18% of the students are reported poor about the infrastructure of the classroom.

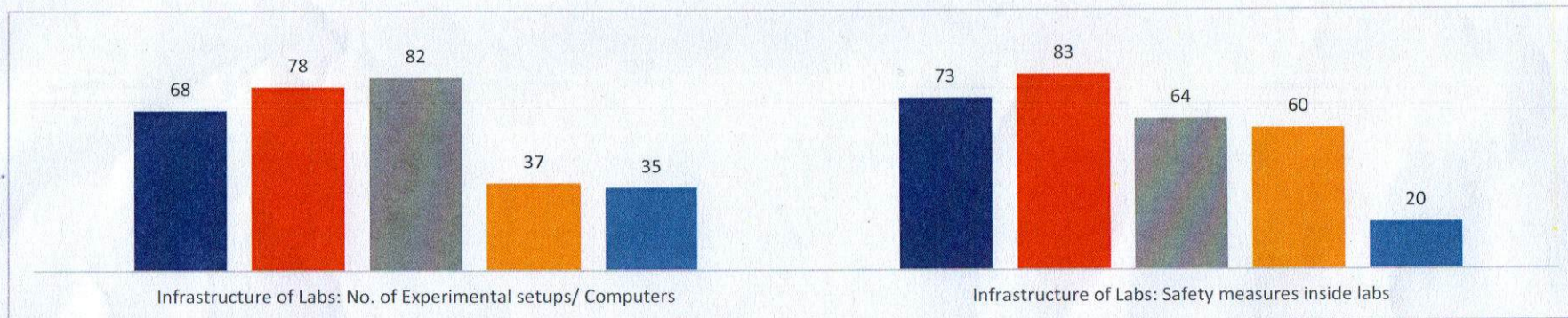
Internet Connectivity:

Around 73% of the students said the internet connectivity and wi-fi access in the college is in good condition. 20% said it is in average while around 7% said it is in poor conditions.

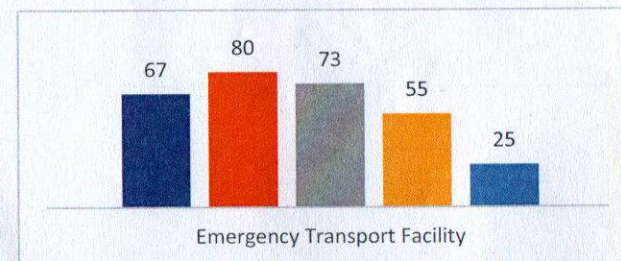


Lab: Infrastructure and safety measures inside labs are in in good conditions reported by 77% students. 13% said it is in average condition while 10% said it is in poor condition.

About safety measures inside the lab, 73% students it is up to the mark. 20% said it is on average conditions while 7% said it is in poor condition.

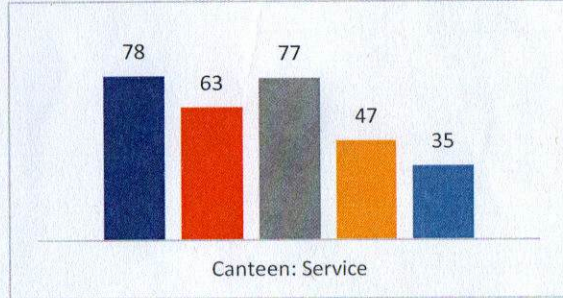


Emergency Transport: 22.3% students said it is in excellent conditions. 26.6% students said it is in very good condition. 24.3% of the students remarked it good. While 18% of the students quoted it average and 8% of the students said it is in poor conditions.

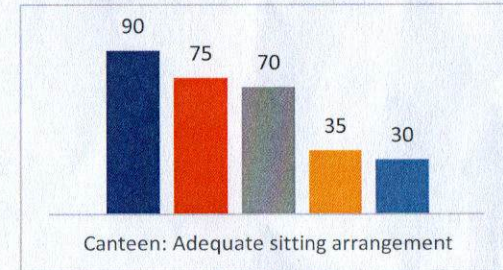


Canteen:

i) Sitting Arrangements: Around 80% of the students are satisfied with the sitting arrangements in the canteen. 10% of the students said it is in average condition while 10% of the students reported it is not up to the marks.

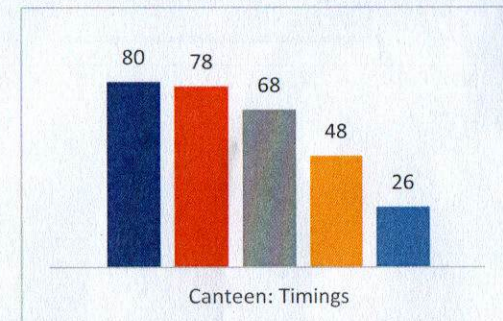
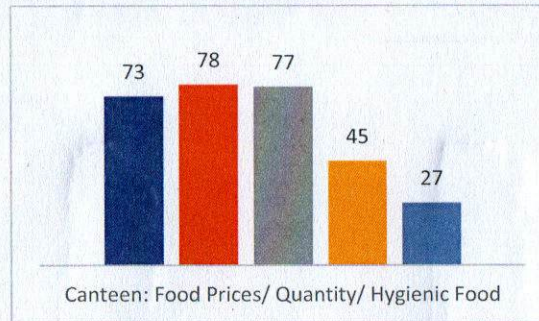


ii) Service: Canteen services is in good conditions reported by 72.8% of the students. 15.6% of the students reported it average while 11.6% said it is in poor conditions.



iii) Timings: For timings of the canteen, 75.3% of the students said it is Good while 16% said it is ok and 8.6% said it is poor.

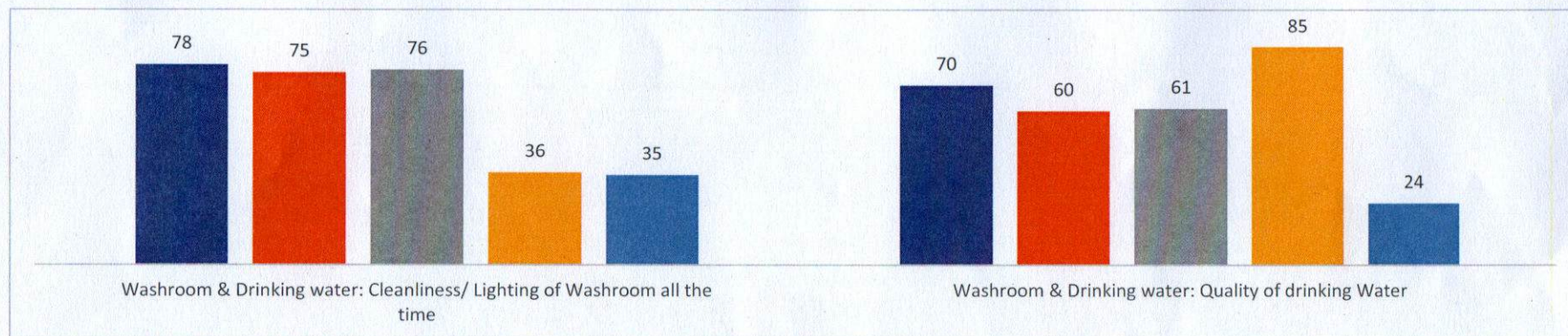
iv) Food Prices /Quantity/Hygienic Food: 76% of the students shows their satisfaction for the food quality. 16% of the students reported it as average while 9% of the students said it is in poor conditions.



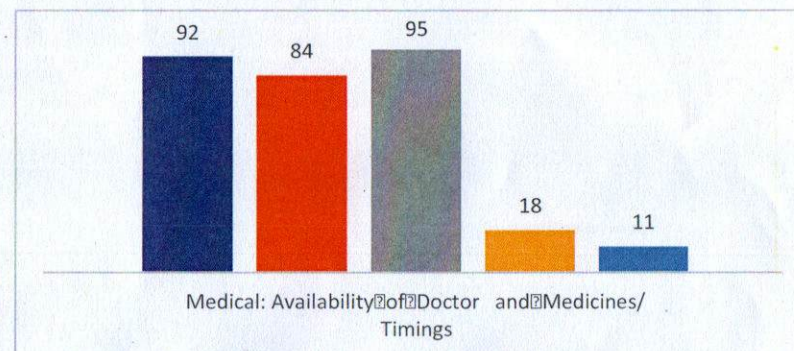
Washroom & Drinking Water

i) Cleanliness & Lighting: 76.3% of the students found satisfied for washroom in terms of cleanliness and lighting. 12% said it is in good conditions while 11% reported it as not at par.

ii) Quality of drinking water facility: 76.33% of the students scored positive for the drinking water facilities. 12.6% of the students said it is in average conditions while 11.65% reported it as poor.

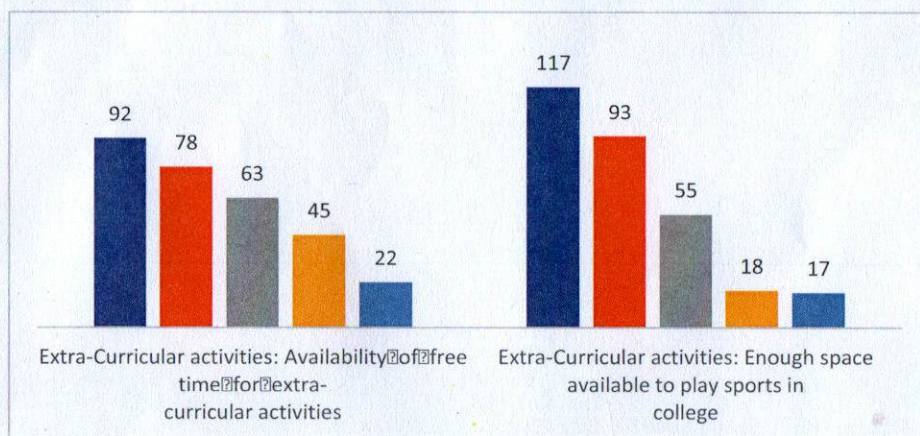


Medical: 90.33% of the students rated positive for the medical services while 6% said it is in average condition and 3.67% reported it as poor.



Extra-Curricular Activities

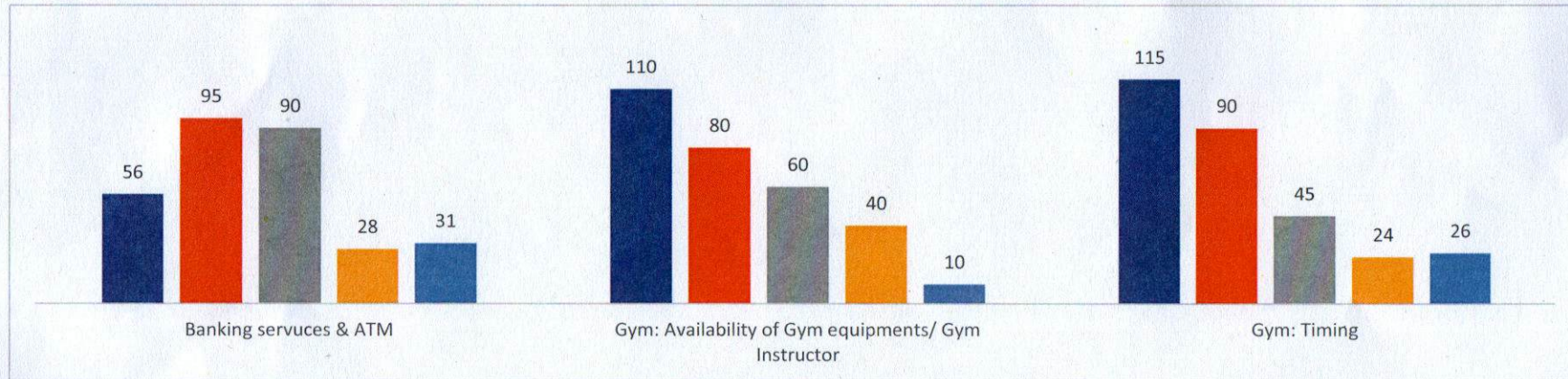
i) Availability of Free time: 77.67% of the students reported that extracurricular activities are in good conditions and enough free time is found



to avail the benefits. 7.33% students reported more extracurricular activities are expected.

ii) Space available to play sports: Around 88% of the students said enough space available for playing sports in college campus. 11.56% of the students are not satisfied with the facilities.

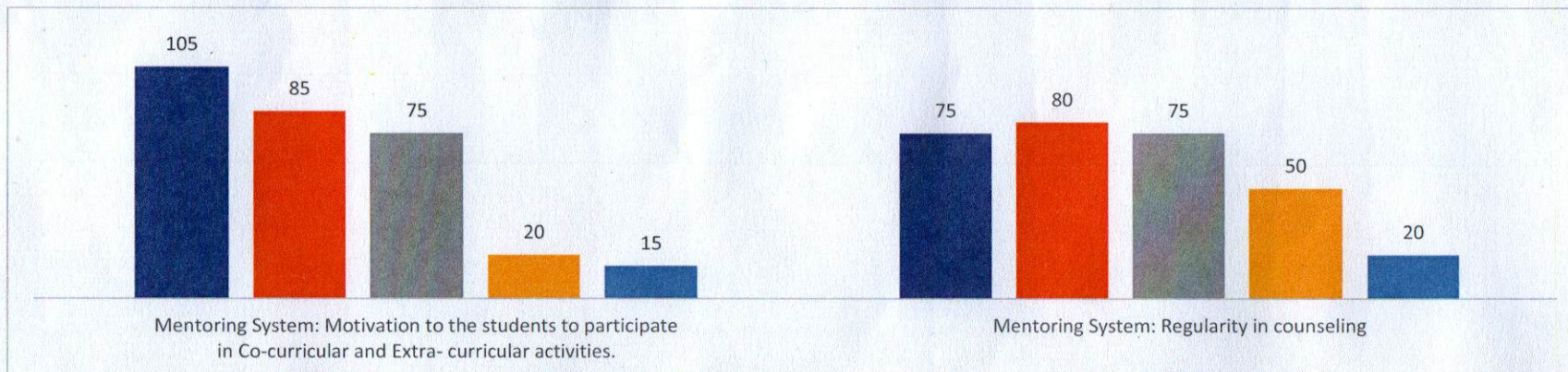
Gym, Banking & ATM: More than 95% students rated positive to the Gym Services and Banking and ATM facilities inside campus. Only 5% of the students are unsatisfied with the said services.



Mentoring System

i) Motivation to the students for participation in Co-Curricular and Extra-Curricular Activities: 88.33% of the students are quite satisfied with the mentoring system of the institution. 5% said it is not at par.

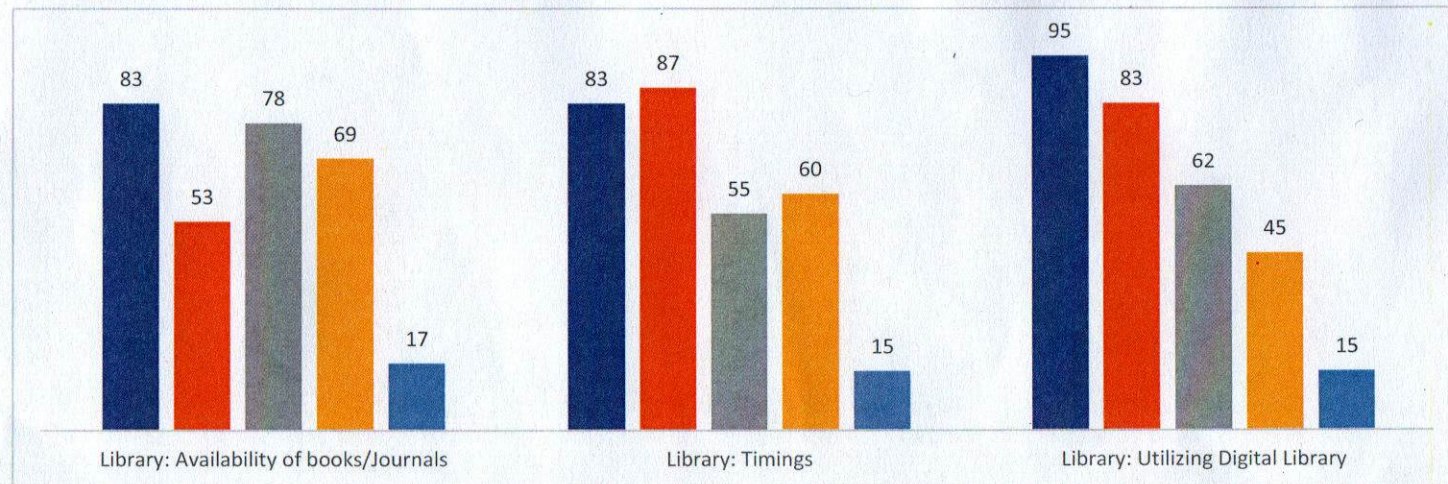
ii) Regularity in counselling: 76% students said their mentors counsel them properly while 20% reported it as average. 4% of the students are not satisfied with the said facility.



Library: i) Availability of Books/Journal: 94% of the students said in the library enough number of books are available while 6% said it is not at par.

ii) Timings: Around 95% of the students are satisfied with the timings of the library. 5% of the students said it is not proper.

iii) Utilizing Digital Library: 80% of the students said, digital content of the library is satisfactory while 15% said it average and 5% said it is poor.



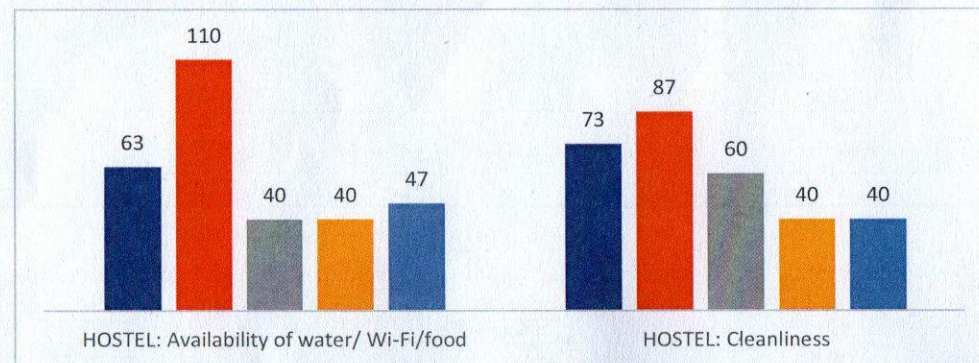
Hostel

i) Availability of Water/Wi-Fi Food: 75% of the students said it is in good conditions. 10% of the students reported it not at par.

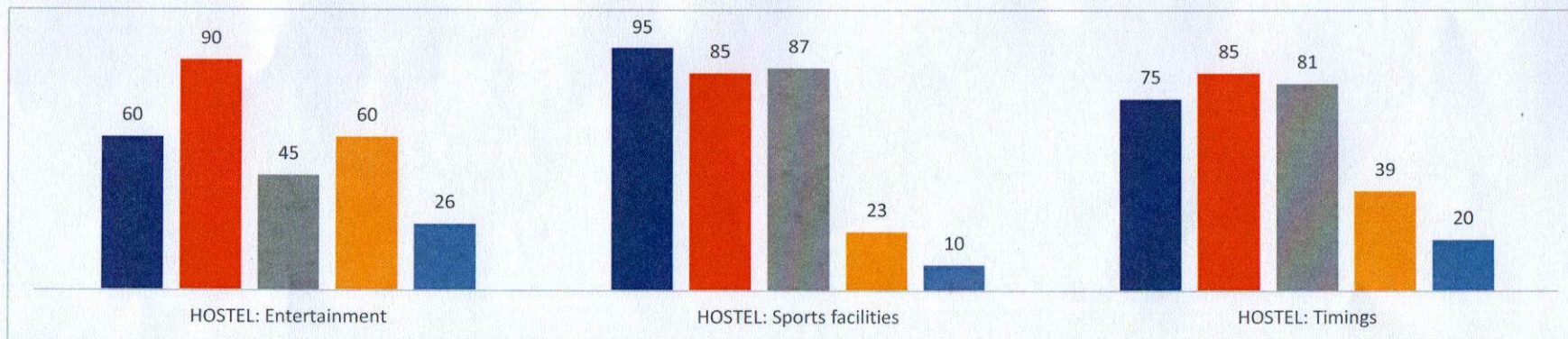
ii) Cleanliness: Around 75% of the students show their satisfaction for cleanliness. 10% of the students said it is average. 10% of the students said it is not at par.

iii) Entertainment: 63% of the students said the entertainment facilities in hostel is in good conditions while 22% said it is average and 15% said it is in poor conditions.

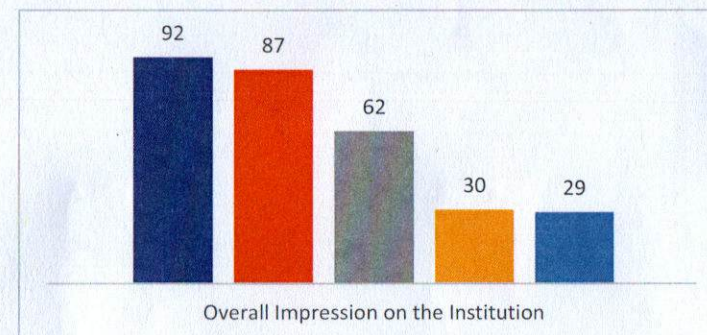
iv) Sports Facilities: 88% of the students are well satisfied with the sports facilities while 5% of the said it is not in good conditions.



v) Hostel Timings: 84% of the students are satisfied with the timings of the hostel. 10% of the students said this is in average scenario while 6% of the students said it need modification as it is poor.



Overall impression of the institutions is satisfactory 80.33% while 10% of the students said that is average and 9.9% of the students reported in poor conditions.



Findings

Class Room:

More than 70% of the students are satisfied with cleanliness of the room while 20.6% students commented it is average while 8.66% of the students remarks the cleanliness of the classroom is poorly done.

For Infrastructure, around 62.6% of the students said it is Good and Very Good while 19% students said it is on an average. 18% of the students are reported poor about the infrastructure of the classroom.

Internet Connectivity:

Around 73% of the students said the internet connectivity and wi-fi access in the college is in good condition. 22% said it is in average while around 5% said it is in poor conditions.

Lab: Infrastructure and safety measures inside labs are in in good conditions reported by 77% students. 13% said it is in average condition while 10% said it is in poor condition.

About safety measures inside the lab, 73% students it is up to the mark. 20% said it is on average conditions while 7% said it is in poor condition.

Emergency Transport:

22.3% students said it is in excellent conditions. 26.6% students said it is in very good condition. 24.3% of the students remarked it good. While 18% of the students quoted it average and 8% of the students said it is in poor conditions.

Canteen:

- i) **Sitting Arrangements:** Around 80% of the students are satisfied with the sitting arrangements in the canteen. 10% of the students said it is in average condition while 10% of the students reported it is not up to the marks.
- ii) **Service:** Canteen services is in good conditions reported by 72.8% of the students. 15.6% of the students reported it average while 11.6% said it is in poor conditions.
- iii) **Timings:** For timings of the canteen, 75.3% of the students said it is Good while 16% said it is ok and 8.6% said it is poor.

- iv) **Food Prices /Quantity/Hygienic Food:** 76% of the students shows their satisfaction for the food quality. 16% of the students reported it as average while 9% of the students said it is in poor conditions.

Washroom & Drinking Water

- i) **Cleanliness & Lighting:** 76.3% of the students found satisfied for washroom in terms of cleanliness and lighting. 12% said it is in good conditions while 11% reported it as not at par.
- ii) **Quality of drinking water facility:** 66% of the students scored positive for the drinking water facilities. 26.6% pf the students said it is in average conditions while 7.5% reported it as poor.

Medical: 91% of the students rated positive for the medical services while 6% said it is in average condition and 3% reported it as poor.

Extra-Curricular Activities

- i) **Availability of Free time:** 92.6% of the students reported that extracurricular activities are in good conditions and enough free time is found to avail the benefits. 7.4% students reported more extracurricular activities are expected.
- ii) **Space available to play sports:** Around 88% of the students said enough space available for playing sports in college campus. 12% of the students are not satisfied with the facilities.

Gym, Banking & ATM: More than 95% students rated positive to the Gym Services and Banking and ATM facilities inside campus. Only 5% of the students are unsatisfied with the said services.

Mentoring System


- i) **Motivation to the students for participation in Co-Curricular and Extra-Curricular Activities:** 88.33% of the students are quite satisfied with the mentoring system of the institution. 5% said it is not at par.
- ii) **Regularity in counselling:** 76% students said their mentors counsel them properly while 20% reported it as average. 4% of the students are not satisfied with the said facility.

- Library:** i) Availability of Books/Journal: 94% of the students said in the library enough number of books are there while 6% said its not at par.
ii) Timings: Around 95% of the students are satisfied with the timings of the library. 5% of the students said it is not proper.
iii) Utilizing Digital Library: 80% of the students said, digital content of the library is satisfactory while 15% said it average and 5% said it is poor.

Hostel

- i) Availability of Water/Wi-Fi Food: 75% of the students said it is in good conditions. 5% of the students reported it not at par.
ii) Cleanliness: Around 77% of the students show their satisfaction for cleanliness. 13% of the students said it is average. 10% of the students said it is not at par.
iii) Entertainment: 63% of the students said the entertainment facilities in hostel is in good conditions while 22% said it is average and 10% said it is in poor conditions.
iv) Sports Facilities: 88% of the students are well satisfied with the sports facilities while 5% of the said it is not in good conditions.
v) Hostel Timings: 84% of the students are satisfied with the timings of the hostel. 10% of the students said this is in average scenario while 6% of the students said it need modification as it is poor.

Overall impression of the institutions is satisfactory 80.33% while 10% of the students said that is average and 9.9% of the students reported in poor conditions.



Registrar
Asansol Engineering College
Vivekananda Sarani, Asansol-5



ASANSOL ENGINEERING COLLEGE

Vivekananda Sarani, Kanyapur, Asansol – 5

LIST OF ACTION TAKEN (2019 – 20)

Sr No	Facilities	Action(s)
1	Washroom and Drinking Water	Annual maintenance is done for all water purifier
2	Class Room	Fan repaired in ME 206, ME 301 and ME 302 Blackboard repaired in G 5 and G 3
3	Emergency Transport Service	3 External drivers contact numbers are kept for the emergency service apart from the vehicles available at college.
4.	Hostel	Enhancement of indoor sports facility is done in all the hostels.
5.	Canteen	Purchase of kitchen appliance items and temporary recruitment of canteen staffs is done to ensure quick service in the canteen in peak hours.

Registrar, AEC

Registrar
Asansol Engineering College
Vivekananda Sarani, Asansol-5